

Exchange Limited
Floor 25, P J Towers,
Dalal Street,
Mumbai. - 400 001

Dear Sir,

The Ahmedabad Stock
Exchange Ltd.
Kamadhenu Complex,
Opp. Sahajanand College,

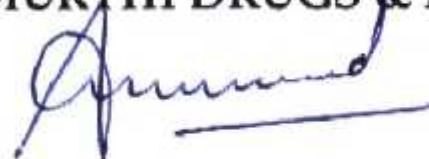
Department)
The Madras Stock
exchange,
Chennai

Please find enclosed herewith a Share Holding Pattern for the quarter ended 30th June, 2014 pursuant to Clause 35 of the listing agreement.

This is for your information and record.

Thanking you

for TRIMURTHI DRUGS & PHARMACEUTICALS LTD



Arvind Kumar Bhangadia
Managing Director



Trimurthi Drugs & Pharmaceuticals Ltd.

4-4-231/1/2 ABC, Inder Bagh, Sultan Bazar,
Hyderabad - 500 095, A.P., India

Trimurthi Drugs & Pharmaceuticals Ltd.

CIN No: L67120AP1994PLC010750

(1) (a)

Statement Showing Shareholding Pattern

Name of the Company: TRIMURTHI DRUGS AND PHARMACEUTICALS LIMITED.

Scrip Code, Name of the Scrip, Class of Security : NSE- / BSE -536565, TRIMURTHI DRUGS AND PHARMACEUTICALS LIMITED, Equity as on 30-06-2014

TRIMURTHI
 GROUP

Partly paid-up shares:-	No. of partly paid-up shares	As a % of total no. of partly paid-up Shares	As a % of total no. of shares of the company
Held by promoter/promoter group	0	0	0
Held by public	0	0	0
Total	0	0	0
Outstanding convertible securities:-	No. of outstanding securities	As a % of total no. of outstanding convertible securities	As a % of total no. of shares of the company, assuming full conversion of the convertible securities
Held by promoter/promoter group	0	0	0
Held by public	0	0	0
Total	0	0	0
Warrants:-	No. of warrants	As a % of total no. of warrants	As a % of total no. of shares of the company, assuming full conversion of Warrants
Held by promoter/promoter group	0	0.00	0.00
Held by public	0	0.00	0.00
Total	0	0.00	0.00
Total paid-up capital of the company, assuming full conversion of warrants and convertible securities		8100000	

Category Code	Category of Shareholder	Number of Share Holders	Total Number of Shares	Number of Shares held in Dematerialized Form	Total Shareholding as a percentage of total Number of Shares		Shares Pledged or otherwise encumbered	
					As a Percentage of (A+B) (VI)	As a Percentage of (A+B+C) (VII)	Number of Shares (VIII)	As a Percentage (IX) = (VIII)/(IV)*100
(I)	(II)	(III)	(IV)	(V)	(VI)	(VII)	(VIII)	(IX)
A	Promoter and Promoter Group							
(1)	Indian							
(a)	Individuals/Hindu Undivided Family	12	3552800	3552800	43.86	43.86	0	0.00
(b)	Central Government /State Government (s)	0	0	0	-	-	0	-
(c)	Bodies Corporate	2	1445000	1445000	17.84	17.84	0	-
(d)	Financial Institutions / Banks	0	0	0	-	-	0	-
(e)	Any other(PAC)	0	0	0	-	-	0	0.00
(f)	Others	0	0	0	0.00%	0	0	0
	Sub-Total (A)(1)	14	4997800	4997800	61.70	61.70	0	0.00
(2)	Foreign							
(a)	Individuals (Non Resident Individuals)	0	0	0	-	-	0	-
(b)	Bodies Corporate	0	0	0	-	-	0	-
(c)	Institutions	0	0	0	-	-	0	-
(d)	Qualified Foreign Investor	0	0	0	-	-	0	-
(e)	Any Other	0	0	0	-	-	0	-
	Sub-Total (A)(2)	0	0	0	-	-	0	-
	Total Shareholding of Promoter and Promoter Group A=(A)(1) + (A)(2)	14	4997800	4997800	61.70	61.70	0	0
B	Public Shareholding							
(1)	Institutions							
(a)	Mutual Funds/UTI	0	0	0	-	-	0	-
(b)	Financial Institutions/Banks	0	0	0	-	-	0	-
(c)	Central Government/State Government	0	0	0	-	-	0	-
(d)	Venture Capital Funds	0	0	0	-	-	0	-
(e)	Insurance Companies	0	0	0	-	-	0	-
(f)	Foreign Institutional Investors	0	0	0	-	-	0	-
(g)	Foreign Venture Capital Investors	0	0	0	-	-	0	-
(h)	Qualified Foreign Investor	0	0	0	-	-	0	-
(i)	Any Other	0	0	0	-	-	0	-

Trimurthi Drugs & Pharmaceuticals Ltd.
 4-231/1/2 ABC, Indar Bagh, Sultan Bazar,
 Hyderabad - 500 095, A.P., India
 T: 040 2475 7370



TRIMURTHI
GROUP

	Sub-Total (B)(1)	0	0	0	-	-	0	-
(2)	Non-institutions							
(a)	Bodies Corporate	46	1778369	1767469	21.96	21.96		
(b)	Individuals							
	I Individual Shareholders holding nominal share capital upto Rs. 1	2815	1047284	475664	12.93	12.93	0	-
	II Individual Shareholders holding nominal share capital in excess of Rs. 1 Lakh	10	248831	237431	3.07	3.07	0	-
	Qualified Foreign Investor-							
(c)	Corporate	0	0	0	-	-	0	-
(d)	CLEARING MEMBER	17	25613	25613	0.32	0.32	0	-
(e)	TRUST	0	0	0	-	-	0	-
(f)	Non Resident Individuals	4	2103	2103	0.03	0.03	0	-
(g)	Foreign Bodies Corp	0	0	0	-	-	0	-
(h)	Foreign Nation	0	0	0	-	-	0	-
	Sub-Total (B)(2)	2892	3102200	2508280	38.30	38.30	0	-
	Total Public Shareholding							
	B=(B)(1)+(B)(2)	2892	3102200	2508280	38.30	38.30	0	-
	Total (A)+(B)	2906	8100000	7506080	100.00	100.00	0	-
(C)	Shares held by Custodians and against which Depository Receipts have been issued							
(1)	Promoter and Promoter Group	0	0	0	0	0	0	0
(2)	Public	0	0	0	0	0	0	0
	GRAND TOTAL (A) + (B) + (C)	2906	8100000	7506080	100.00	100.00	0	0

For Trimurthi Drugs & Pharmaceuticals Ltd

[Signature]
Managing Director

Trimurthi Drugs & Pharmaceuticals Ltd.

4-4-231/1/2 ABC, Inder Bagh, Sultan Bazar,

Hyderabad - 500 095, A.P., India

T: 040 2475 7370

CIN No. U67120AP1994PLC018956

**(I)(b) Statement showing Shareholding of persons belonging to the category
"Promoter and Promoter Group"**

Sl. No.	Name of the shareholder	Total shares held		Shares pledged or			Details of		Details of Convertible		Total Shares (including under-lying securities assuming full conversion of warrants and
		Number	As a % of grand total (A)+(B)+(C)	Number	% of Total Shares Held	As a % of grand total (A)+(B)+(C)	No of warrant held (VIII)	As a % of total number of warrants of the same class	No of convertible securities held	As a % of total number of convertible securities of the same class	
1	TDPL HEALTH CARE (INDIA) LIMITED	1430000	17.65	0	0.00	0.00	0	0.00	0	0.00	17.65
2	ARUN KUMAR BHANGADIA (HUF).	387000	4.78	0	0.00	0.00	0	0.00	0	0.00	4.78
3	TRIMURTHI ADVISORY SERVICES P LTD	15000	0.19	0	0.00	0.00	0	0.00	0	0.00	0.19
4	GOPIKISHAN ARUN KUMAR BHANGADIA (HUF)	90000	1.11	0	0.00	0.00	0	0.00	0	0.00	1.11
5	ARVIND KUMAR DEVANSH BHANGADIA HUF.	120000	1.48	0	0.00	0.00	0	0.00	0	0.00	1.48
6	ARUN KUMAR BHANGADIA	1542200	19.04	0	0.00	0.00	0	0.00	0	0.00	19.04
7	ARVIND KUMAR BHANGADIA.	29900	0.37	0	0.00	0.00	0	0.00	0	0.00	0.37
8	KANTHA BHANGADIA	177800	2.20	0	0.00	0.00	0	0.00	0	0.00	2.20
9	KIRAN BHANGADIA	1096900	13.54	0	0.00	0.00	0	0.00	0	0.00	13.54
10	JYOTHI BHANGADIA.	58000	0.72	0	0.00	0.00	0	0.00	0	0.00	0.72
11	MURLIDHAR MUTGI	15000	0.19	0	0.00	0.00	0	0.00	0	0.00	0.19
12	SULOCHANA MUTGI	18000	0.22	0	0.00	0.00	0	0.00	0	0.00	0.22
13	SRIPRIYA MUTGI	18000	0.22	0	0.00	0.00	0	0.00	0	0.00	0.22
	TOTAL	4997800	61.70	0	0.00	0.00	0	0.00	0	0.00	61.70


FOR TRIMURTHI DRUGS & PHARMACEUTICALS PVT. LTD.

[Signature]

Managing Director

(D)(c) Statement showing Shareholding of persons belonging to the category
"Public" and holding more than 1% of the total number of shares

Sl. No.	Name of the shareholder	No. of shares	Shares as % of Total No. of Shares	Details of Warrants		Details of		Total Shares (including
				No of warrants held	As a % total number	No of convertible	% total number of	
1	MAHAVEER INFOWAY LIMITED	750000	9.26	0	0	0	0	9.26
2	S M AVENUES PRIVATE LIMITED	300000	3.7	0	0	0	0	3.7
3	H K AVENUES PRIVATE LIMITED	300000	3.7	0	0	0	0	2.35
4	INDECO VENTURES LIMITED	190000	2.35	0	0	0	0	19.01
	TOTAL	1540000	19.01	0	0	0	0	

For Timbina Drugs Pharmaceuticals

Managing Director

(D)(c) Statement showing Shareholding of persons belonging to the category
“Public” and holding more than 5% of the total number of shares

Sl. No.	Name of the shareholder	No. of shares	Shares as % of Total No. of Shares	Details of		Details of Convertible		Total Shares (including underlying shares)
				No of warrants held	As a % total number	No of convertible securities held	% total number of convertible	
1	MAHAVEER INFOWAY LIMITED	750000	9.26	0	0	0	0	9.26
	TOTAL	750000	9.26	0	0	0	0	9.26

For Timpurin Drugs & Pharmaceuticals Ltd

(Signature)
 Director/Manager


(D)(d) Statement showing details of locked-in shares

Sl. No	Name of the shareholder	Number of shares	Shares as % of Total No. of Shares	Category
	TOTAL	0	0	
	TOTAL			

FOR TITANUSI DRUGS
Pharmaceuticals Ltd
Managing Director

(II)(a) Statement showing details of Depository Receipts (DRs)

Sl. No.	Type of outstanding DR (ADRs, GDRs, SDRs, etc.)	Number of outstanding DRs	Number of shares underlying outstanding DRs	Shares underlying outstanding DRs as a percentage of total number of shares
1	TOTAL	0	0	0.00
	TOTAL			

For TISHUJI D:\w
Bharatocoumals L

Managing Director

II)(b) Statement showing Holding of Depository Receipts (DRs), where underlying shares are in excess of 1% of the total number of shares

Sl. No.	Name of the DR Holder	Type of outstanding DR (ADRs, GDRs, SDRs, etc.)	Number of shares underlying outstanding DRs	Shares underlying outstanding DRs as a percentage of total number of shares
1	TOTAL		0	0.00
	TOTAL			

107 THIRUVALEE DRUGS & PHARMACEUTICALS LTD

Managing Director



Trimurthi Drugs & Pharmaceuticals Ltd.

"Promoter and Promoter Group"

Name of the shareholder	Total shares held		Total Shares
	Number	As a % of grand total	
TDPL HEALTH CARE (INDIA) LIMITED	1430000	17.65	17.65
ARUN KUMAR BHANGADIA (HUF) .	387000	4.78	4.78
TRIMURTHI ADVISORY SERVICES P LTD	15000	0.19	0.19
GOPIKISHAN ARUN KUMAR BHANGADIA (HUF)	90000	1.11	1.11
ARVIND KUMAR DEVANSH BHANGADIA HUF .	120000	1.48	1.48
ARUN KUMAR BHANGADIA	1542200	19.04	19.04
ARVIND KUMAR BHANGADIA .	29900	0.37	0.37
KANTHA BHANGADIA	177800	2.2	2.2
KIRAN BHANGADIA	1096900	13.54	13.54
JYOTHI BHANGADIA .	58000	0.72	0.72
MURLIDHAR MUTGI	15000	0.19	0.19
SULOCHANA MUTGI	18000	0.22	0.22
SRIPRIYA MUTGI	18000	0.22	0.22
TOTAL	4997800	61.7	61.7

For Trimurthi Drugs & Pharmaceuticals Ltd

For Trimurthi Drugs & Pharmaceuticals Ltd

Managing Director